

STANDARD MESH GRATING

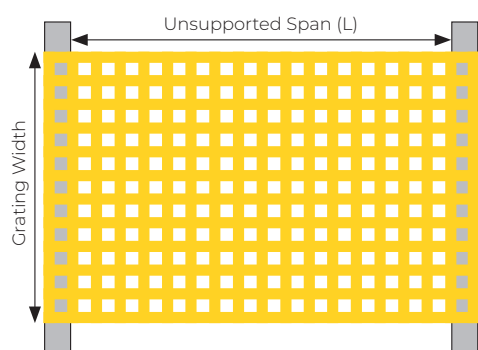
DATASHEET



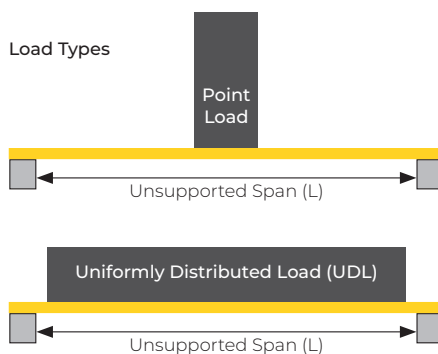
Step on Safety

Load & Deflection Data

1000mm WIDE GRATING			Unsupported Span (L) (unfixed)						
Grating Thickness	Self-weight	Load Type	300mm	500mm	600mm	750mm	1000mm	1200mm	1500mm
25 mm	12 kg/m ²	Point Load (kg)	2390	855	590	375	205	135	80
		UDL (kg/m ²)	3830	1375	950	605	335	225	135
30 mm	14.2 kg/m ²	Point Load (kg)	3795	1360	940	595	330	220	135
		UDL (kg/m ²)	6075	2180	1510	960	535	365	225
38 mm	19 kg/m ²	Point Load (kg)	8220	2950	2045	1300	725	495	305
		UDL (kg/m ²)	13155	4730	3280	2090	1165	800	500
50 mm	21.7 kg/m ²	Point Load (kg)	16445	5910	4100	2615	1460	1005	630
		UDL (kg/m ²)	26315	9465	6565	4195	2350	1620	1025
60 mm	51 kg/m ²	Point Load (kg)	21215	7620	5280	3365	1870	1275	785
		UDL (kg/m ²)	33955	12205	8465	5400	3015	2070	1295

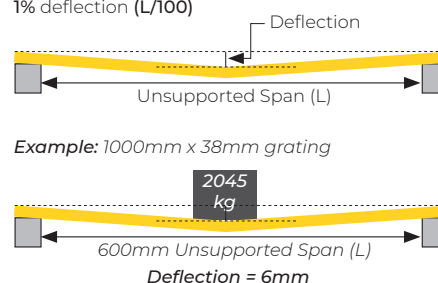


Load Types



Deflection Data

Load information above is for 1% deflection (L/100)



FOR MORE INFORMATION

Call: 01206 396 446
 Email: sales@steponsafety.co.uk
 Visit: www.steponsafety.co.uk

STANDARD MESH GRATING

DATASHEET



Step on Safety

Load & Deflection Data

1200mm WIDE GRATING			Unsupported Span (L) (unfixed)						
Grating Thickness	Self-weight	Load Type	300mm	500mm	600mm	750mm	1000mm	1200mm	1500mm
25 mm	12 kg/m ²	Point Load (kg)	2875	1030	710	450	245	165	95
		UDL (kg/m ²)	4600	1650	1145	725	400	270	165
30 mm	14.2 kg/m ²	Point Load (kg)	4555	1635	1130	715	395	265	160
		UDL (kg/m ²)	7290	2620	1815	1155	640	435	270
38 mm	19 kg/m ²	Point Load (kg)	9840	3535	2450	1560	865	550	365
		UDL (kg/m ²)	15750	5660	3925	2505	1400	960	600
50 mm	21.7 kg/m ²	Point Load (kg)	19715	7085	4915	3135	1750	1205	755
		UDL (kg/m ²)	31545	11345	7875	5030	2815	1945	1230
60 mm	51 kg/m ²	Point Load (kg)	25420	9130	6325	4030	2240	1530	940
		UDL (kg/m ²)	40680	14625	10145	6470	3610	2070	1550

FOR MORE INFORMATION

Call: 01206 396 446

Email: sales@steponsafety.co.uk

Visit: www.steponsafety.co.uk